

Getting Started with SourceAnywhere Hosted

(For Developers)

SourceAnywhere Hosted is a SQL server-based hosting/online source control service. The server is hosted in a world class data center to ensure the most reliable access to mission-critical data and uncompromised security.

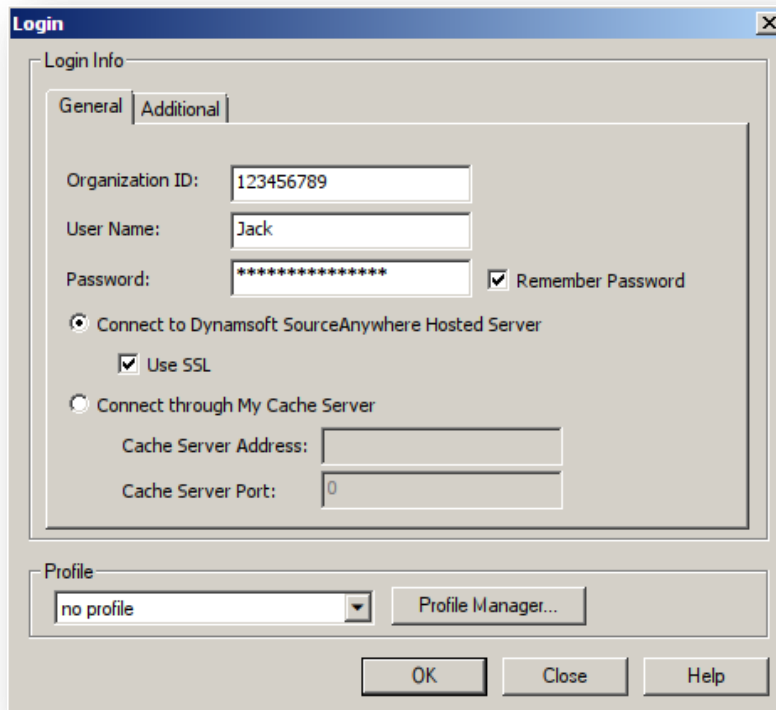
🔑 Credentials

Ask your administrator to create a user account for you, if you haven't received one.

🔧 Install SourceAnywhere Hosted Client

Download and install Windows GUI Client. During the installation, you can choose SourceAnywhere as your default source control software, and install plug-in for Visual Studio and Adobe Dreamweaver CS3.

Open Windows GUI Client, and connect to SourceAnywhere Hosted server by entering the organization ID and the login information received from your administrator.



The image shows a Windows-style dialog box titled "Login". It has a "Login Info" section with two tabs: "General" (selected) and "Additional". The "General" tab contains the following fields and options:

- Organization ID: 123456789
- User Name: Jack
- Password: ***** (with a "Remember Password" checkbox checked)
- Connect to Dynamsoft SourceAnywhere Hosted Server (selected with a radio button)
 - Use SSL (checked with a checkbox)
- Connect through My Cache Server (not selected with a radio button)
 - Cache Server Address: (empty text box)
 - Cache Server Port: 0

Below the "Login Info" section is a "Profile" section with a dropdown menu showing "no profile" and a "Profile Manager..." button. At the bottom of the dialog are three buttons: "OK", "Close", and "Help".

🔗 IDE Integration with Visual Studio, Eclipse, Dreamweaver and others

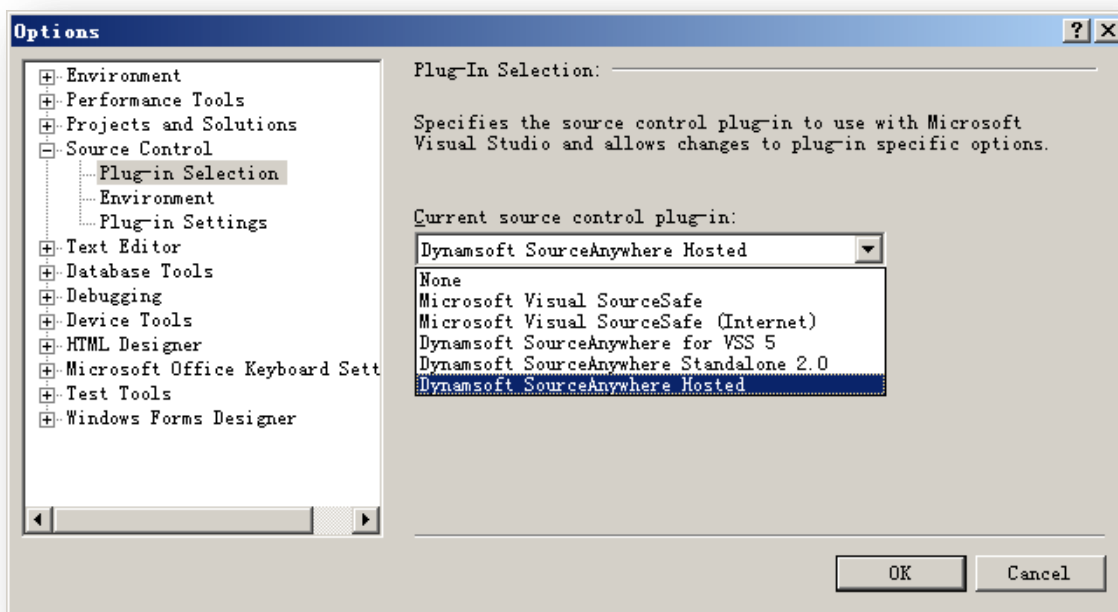
+ Visual Studio

Installing Windows GUI Client also installs Visual Studio plugin by default.

Integration with VS 2005/2008/2010

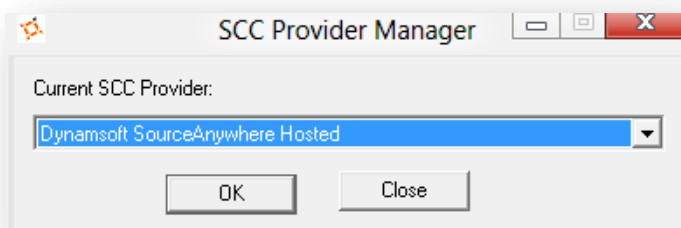
Start Visual Studio. Click menu Tools -> Options -> Source Control. Choose *Dynamsoft SourceAnywhere Hosted* in the **Current source control plug-in** dropdown menu.

Then in Visual Studio **Solution Explorer**, you can right-click on a solution and click "Add Project to Source Control" menu to add a project/solution to SourceAnywhere.



Integration with VS 6.0/ 2003

Please change the SCC provider to "SourceAnywhere Hosted" in SCC Provider Manager, which can be launched from the program group of SourceAnywhere Hosted Client.



NOTE: If you are using Windows Vista/7 or above, you need to run SCC Provider Manager as administrator.

+ Eclipse

Dynamsoft SourceAnywhere Hosted Eclipse plug-in is a Team provider plug-in for the Eclipse IDE. It enables users to perform version control operations from within the Eclipse IDE. This plug-in works with Eclipse release 3.x. It supports various operating systems such as Windows, Linux, Solaris, Mac, etc.

For details, see [Eclipse Plugin How-to](#).

+ Dreamweaver

SourceAnywhere Hosted support integration with Dreamweaver CS3, Dreamweaver CS4 and Dreamweaver CS5.

[Integrate SourceAnywhere Hosted with Dreamweaver MX / CS3](#)

[Integrate SourceAnywhere Hosted with Dreamweaver CS4](#)

[Integrate SourceAnywhere Hosted with Dreamweaver CS5](#)

+ Other IDEs

Information regarding the integration of SourceAnywhere with other IDEs can be found in [SourceAnywhere IDE Integration](#).

If you cannot find the guidance for your IDE, or if you have any questions, please contact our [support](#).

Team collaboration

If there is already a project in SourceAnywhere Hosted (your administrator or someone in your team has done it before you), you can just click menu "File -> Source Control -> Open from Source Control" to retrieve the project from source control server to your local.

If not, you can [add a project to SourceAnywhere](#) first.

Now everyone in the team can access the code in the team project where he or she has proper permissions.

Build Automation, SDK, Command Line, Java Client

Build Automation

Dynamsoft SourceAnywhere Hosted supports build automation with CruiseControl.NET and Ant.

[Guidance for CuriseControl.Net](#)

[Guidance for Ant](#)

SDK

Dynamsoft SourceAnywhere Hosted provides COM SDK and Java SDK. You can download them from the SourceAnywhere Hosted [Download page](#). Guidance can be found in [SourceAnywhere Hosted SDK](#).

Java Client

SourceAnywhere Hosted comes with Java clients and can run on any platform that SWT (Standard Widget Toolkit) supports, such as Linux, MAC and Solaris, etc. You can download the Java GUI Client from the Download Page.

Guidance can be found in [SourceAnywhere Hosted Java Client](#).